



LIVE BROADCASTING



Microvisioneer mvLive

The high-quality solution for sharing the live camera image

<https://www.microvisioneer.com/mvlive>



The Microvisioneer mvLive Software

Broadcast your live camera image

Microvisioneer mvLive is the perfect solution for easy sharing of live camera images. The solution is suitable for quick and uncomplicated consultations with remote colleagues. mvLive is cost-effective and compatible with a **wide range of existing microscope cameras**. Thanks to its special broadcasting technology, mvLive is far superior to conventional screen-sharing tools in terms of image quality. Share sharp images with your colleagues quickly and easily!

Microvisioneer mvLive is available in combination with the mvSlide scanning software, or as a stand-alone tool.

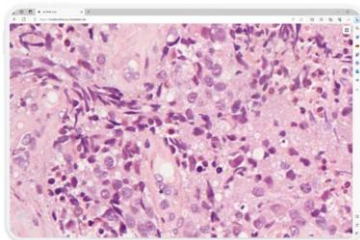
There is a *mvLive Cloud Edition* as well as a *mvLive LAN Edition* that runs in closed VPN networks.

Live Broadcasting with mvLive



1 Install mvLive on your computer that is connected with your microscope and camera.

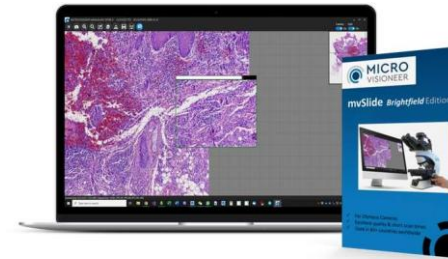
2 Start broadcasting mode. A worldwide accessible URL is immediately created. In the built-in address book, select the contacts you want to share the camera image with.



3 The selected contacts will automatically be notified. Via the URL, they can view your live camera image on any device with a browser. Dedicated broadcasting technology ensures that the shared image is clear and free of compression artifacts.

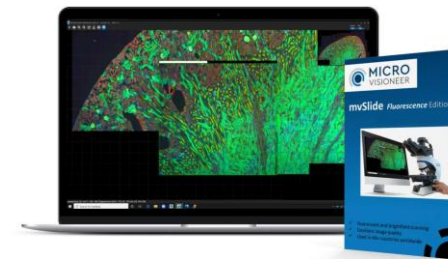
Microvisioneer Product Range

Find your solution



Microvisioneer mvSlide Brightfield Edition

Manual scanning for brightfield applications, oil immersion, polarized light and phase contrast. Suitable for histology, immunohistochemistry, cytology, material science and many more.



Microvisioneer mvSlide Fluorescence Edition

Manual scanning for *brightfield and fluorescence* applications. Both single channel and multi channel fluorescence imaging is possible.



Microvisioneer InstaSlide Slide Sharing Software

Immediate sharing of virtual slides via the internet with anyone, anywhere. A Microvisioneer telemicroscopy solution.



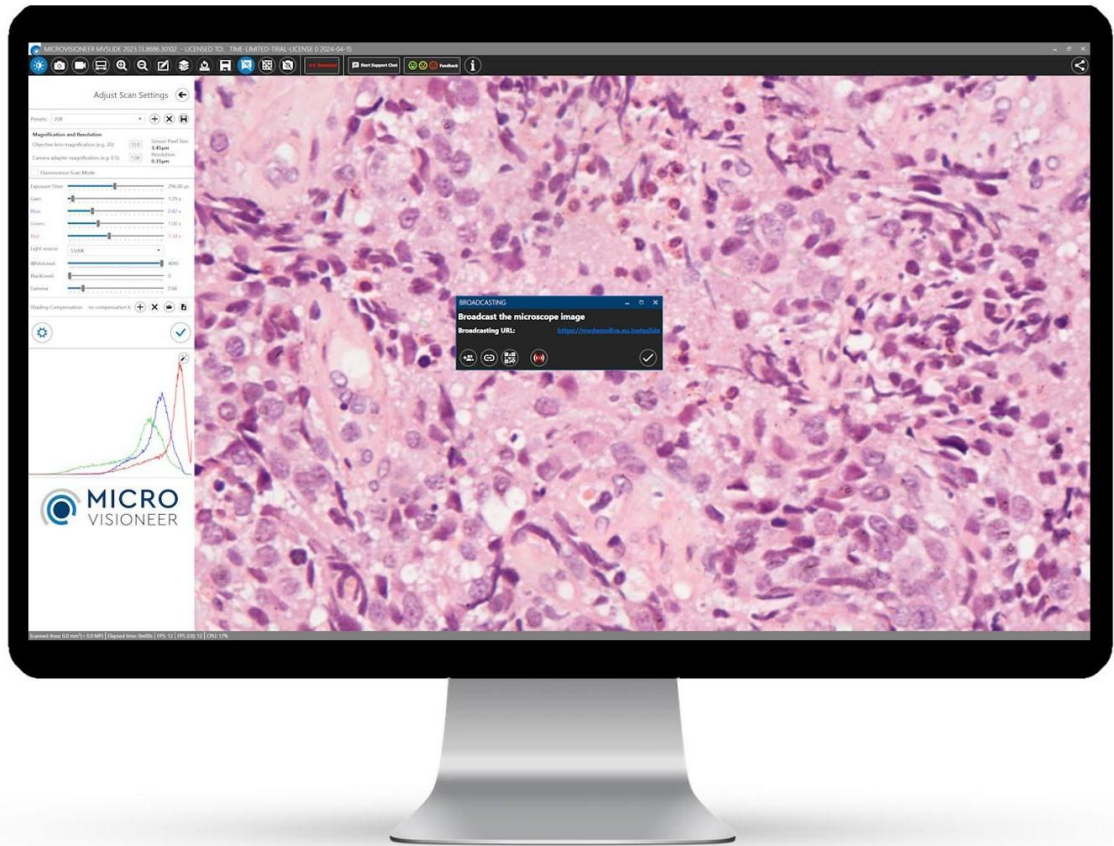
Microvisioneer mvLive Broadcasting Software

Live sharing of the camera image with remote colleagues. Best image quality without compression artefacts.

Microvisioneer GmbH

Germany

VAT ID: DE366777766



Contact us to discuss your opportunities and to get a free trial.

Imported & distributed by

- **WESTBY ENTERPRISE LLP, INDIA**
- **Contact:** 8401503982 / 9724703982/8401203982
- **Email:** westby.digitalpathology@gmail.com

